

School:
NISHI KOKO

LESSON PLAN

Date:
Oct. 12 – 20, 2006

Oral Communication I

class

Let's Help Each Other

lesson

Objectives:

The students will learn English Communication dealing with chores and working around the house.

Materials:

Lesson Plan
Handout
"Chore" Posters
Stickers


Task	Time	Procedure
Warm-up: "Shiritori"	5	JTE and ALT divide the students into 3 or 4 equal teams. ALT will write three words on the board. Students must take turns writing a new word which starts with the last letter of the previous word. The team with the most correct words in 2 minutes wins.
Topic Introduction: "Let's Help Each Other" Dialogue	5	JTE and ALT pass out the listening comprehension worksheet and read the following conversation (2x): JTE: Hello Matthew. How are you feeling today? ALT: I'm very tired, because I didn't get much sleep last night. JTE: I'm tired too. I had to do chores before I could go to bed. ALT: Oh, I see. Do you share chores around the house in your family? JTE: Yes, we do. I usually wash the dishes. ALT: That's my brother's job. I take out the garbage and feed the dog. JTE: Oh, what about your parents? ALT: My parents? They do everything else. JTE: Wow, I think that's great.
Listening Comprehension	5	ALT will ask the students the following questions (2x) and the students will answer on their handout.

		<p>1. Why am I tired? a) not much sleep b) doing chores c) studying</p> <p>2. What chore does _____ sensei usually do? a) washes the dishes b) vacuums c) feeds the pet</p> <p>3. Who usually washes the dishes at my house? a) sister b) brother c) parents</p> <p>4. How does _____ sensei feel about my situation? a) critical b) sad c) happy</p>
Vocabulary Brainstorming	8	ALT and JTE will take turns showing large pictures of common “chores” and generate responses from the students. List as many as the students can.
Practice (Handout)	5	<p>Students will practice saying the following dialogue using the pictures of chores to guide them.</p> <p>Student 1: Do you share chores around the house in your family?</p> <p>Student 2: Yes, we do. I usually _____.</p>
Activity (Handout)	10	JTE and ALT will demonstrate how to do the activity. Students will walk around the classroom and ask other students questions using the handout. They will complete the chart based on the answers they get from their classmates.
Presentation	12	<p>JTE will chose students to present the findings from their handout.</p> <p>Example: “Matt <u>cleans his room everyday</u> and <u>takes out the garbage once a week.</u>”</p>

Class:

Name:

Number:



Let's Help Each Other!

I. Listening Comprehension: Multiple Choice

Please listen to the dialogue and take notes on what you hear. The passage and questions will be read twice.
Answer the following questions based on information from the text.

NOTES:

1. a) not much sleep b) doing chores c) studying
2. a) washes the dishes b) vacuums c) feeds the pet
3. a) sister b) brother c) parents
4. a) angry b) sad c) happy





II. Vocabulary Builder: List ALL the "chores" around the house or school.

_____	_____	_____
_____	_____	_____
_____	_____	_____
_____	_____	_____
_____	_____	_____

III. Dialogue Practice: Practice the following dialogue with a partner.

Student 1: Do you share chores around the house in your family?


Student 2: Yes, we do. I usually wash the dishes.



IV. Activity: Complete the following chart by talking to your classmates.

Name	What chores do you do?	How often?
Ex. <i>Matt</i>	<i>does the ironing</i>	<i>every other day.</i>

Presentation: "Matt does the ironing every other day."



Everyday

Almost never

Once a week

Daily

Sometimes

Never

Twice a week

Every other day

Vocabulary Review

Name: _____

Class: _____

Number: _____

Please fill in the following blanks using the pictures below. Good luck!

1. _____

2. _____

3. _____

4. _____

5. _____

6. _____

7. _____

8. _____

9. _____

10. _____

11. _____

12. _____

13. _____

14. _____

15. _____

1



6



11



2



7



12




3



8



13



4



9



14



5



10



15





